

Surgical C-Arm Tables

AND CLEAR-LEAD™ SHIELDING



- Surgical C-Arm Tables
- Pain Management C-Arm Tables
- Urology C-Arm Table
- Brachytherapy C-Arm Table
- 3D Imaging C-Arm Table
- Fixed Height C-Arm Table
- Clear-Lead™ Mobile Barriers
- Clear-Lead™ Windows

Biodex C-Arm Table Features -



PAL STIRRUPS

Power Assisted Leg Supports represent the gold standard in lithotomy positioning. They allow for easy adjustment of abduction and lithotomy while maintaining the sterile field.



SIMPLICITY KNEE CRUTCH

Provides excellent patient comfort and precise surgical positioning for short duration procedures.



SCATTER RADIATION SHIELD

Protect yourself from scatter radiation. Biodex offers maximum protection Scatter Radiation Shields, designed to fit all Biodex C-Arm tables with a contour top.



RADIATION TABLE SHIELDS

Radiation Table Shields are designed to clamp anywhere along the OR accessory rail to provide radiation protection during C-Arm assisted procedures.



CARBON FIBER ARM BOARD

Carbon Fiber Arm Boards are completely radiolucent with no metal parts to obscure the image.



CARBON FIBER SURGICAL ARM BOARD

Completely radiolucent, the Carbon Fiber Surgical Arm Board allows for C-Arm visualization of the entire arm and into the shoulder.



FOOT CONTROLLER

The foot operated controller releases the tabletop for X-Y positioning and can be used to activate all motions.

Standard and Optional



HAND-HELD CONTROLLER

The portable hand-held controller offers the freedom to adjust height, lateral roll and Trendelenburg motions.



FOWLER POSITIONING

Designed for patient safety and comfort, the Fowler back adjusts from 0° to 80° with touch handle lock/unlock.



TABLETOP EXTENSION

Radiolucent Extension converts the Urology Table into a general purpose C-Arm Table.



C-ARM TABLE ACCESSORY CLAMP

The Biodex C-arm Table Accessory Clamp is designed to mount to all Biodex carbon fiber top C-arm tables.



PUSH-BUTTON RELEASE

A push-button release for the free-float is located at the end of a handgrip that can be placed at any point on the OR accessory rail.



CHOICE OF TABLETOP DESIGN


INNOVATIVE CONTOUR DESIGN TOP

This design fully accommodates C-Arm positioning for closest possible access to the cervical spine, achieving optimum image resolution. A second benefit is the added workspace at the head end, while maintaining the narrowness required for cervical procedures. Features a cutout for comfortable, prone positioning.

RECTANGULAR TABLETOP

The rectangular tabletop offers additional space to allow for superior image quality for long-leg runoff studies.


Ideal for cardiovascular procedures. Three-axis motorized positioning plus X-Y free-float.



Catheter Tray Extension - This removable extension provides additional table length to accommodate catheters within the patient's sterile field. This feature makes the procedure easier, safer and reduces the risk of breaking the sterility of the catheters. (Extension is not radiolucent and not suitable for patient support.)



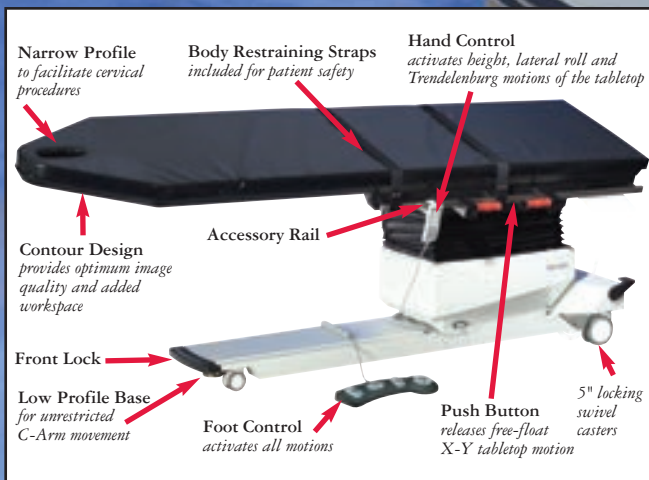
Push button (on red handle) releases tabletop for free-float X-Y motion.



Optional Disposable Bellows Skirt protects against contamination.



Biodex Surgical C-Arm Tables are offered with a choice of tabletop; the standard contoured design, or rectangular design. The contoured top allows ample workspace for anesthesiologists, yet the narrowness required for cervical procedures. The rectangular tabletop offers additional space to allow for superior image quality for long-leg runoff studies. Choose a tabletop to best fit your needs to achieve optimum image resolution.



Accommodates
BARIATRIC
Patients

Stable, Accessible, Precise, Quiet, and Vibration-Free Positioning!

- Low attenuation carbon fiber tabletop, with choice of standard contoured or rectangular design
- Contoured tabletop features a face cutout for comfortable prone positioning
- High-speed actuators assure quick tabletop positioning; height adjustability, lateral roll and Trendelenburg motions
- Free-float X-Y tabletop
- Includes hand and foot-operated controllers
- 500-lb patient capacity
- Low profile base for C-Arm clearance
- Accessory rails
- Both AC and battery power are standard

The Surgical C-Arm Table 840 is designed for image-guided procedures where stability, access, and precise, quiet, vibration-free positioning are essential. A cantilevered low attenuation carbon fiber tabletop, with choice of contoured or rectangular design, accommodates portable or ceiling-suspended C-Arms. The contoured top provides ample workspace for anesthesiologists, yet the narrowness required for cervical procedures. The rectangular top offers additional space to allow for superior image quality for long-leg runoff studies. Choose the top that best suits your needs to achieve optimum image resolution.

The extra-large radiolucent area, free-float X-Y tabletop, motorized control of height, lateral roll, Trendelenburg motions and the catheter tray extension make the Surgical C-Arm Table - 840 ideal for cardiovascular procedures. The radiolucent area is free of cross members, allowing full fluoroscopic visualization and unobstructed C-Arm positioning. Functional design provides complete access with reduced radiation exposure to clinicians. Patient comfort and stability are assured by two-inch thick table padding and three adjustable straps with hook and loop fastening. The contoured tabletop features a face cutout for prone positioning.

Control made easy

The portable hand-held and foot operated controllers ensure quick and safe tabletop positioning, and can be positioned from any point around the table. Both controllers offer the freedom to adjust height, lateral roll and Trendelenburg motions. The hand-held controller provides the back to level function. The foot-operated controller also releases the tabletop for X-Y positioning and is ideal when hands are busy with other functions.

Free-float feature

A push-button release for the free-float feature is located at the end of a handgrip. When employing any degree of tilt or roll, X and Y positions are "locked" to prevent gravity-induced X or Y motion. Selective "lockout" of X or Y movement is also provided: head-to-toe (X) float can be maintained during lateral roll; side-to-side (Y) float can be maintained during Trendelenburg positioning.

Both AC and battery power are standard. When operating on battery, there are no power cords to catch on feet or block table wheels. Battery charging can be accomplished during off hours by plugging in the AC power cord. An optional battery with separate charging unit can provide continuous cordless operation.

Specifications and models listed on pages 22-23.

All table options and accessories are featured on pages 20-21.

BIODEX

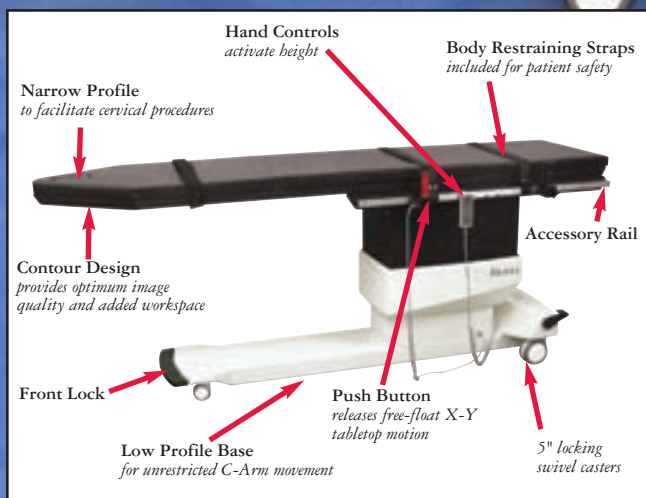
As required by law, all Biomed C-Arm tables are CDRH registered and FDA Device Listed. All motorized tables are ETL product listed to the UL-60601-1 Medical Electrical Equipment Safety Standard.



Shown with Rectangular Tabletop, 058-840-10

Affordably priced float-top table

Biodex Surgical C-Arm Tables are offered with a choice of tabletop; the standard contoured design, or rectangular design. The contoured top allows ample workspace for anesthesiologists, yet the narrowness required for cervical procedures. The rectangular tabletop offers additional space to allow for superior image quality for long-leg runoff studies. Choose a tabletop to best fit your needs to achieve optimum image resolution.



Accommodates
BARIATRIC
Patients

Free-float tabletop design with quick and comfortable patient positioning at an affordable price.

- Low attenuation carbon fiber tabletop, with choice of standard contoured or rectangular design
- Contoured tabletop features a face cutout for comfortable prone positioning
- High-speed actuator for quick vertical movement
- Convenient positioning with portable hand-held controller
- Free-float X-Y tabletop
- 500-lb patient capacity
- Low profile base for C-Arm clearance
- Accessory Rails

The Surgical C-Arm Table – 846 is designed for procedures where stability, access and precise, quiet, vibration-free positioning are essential. A cantilevered low attenuation carbon fiber tabletop, with choice of contoured or rectangular design, accommodates portable or ceiling-suspended C-Arms. The standard contoured top allows ample workspace for anesthesiologists, yet the narrowness required for cervical procedures. The rectangular top offers additional space to allow for superior image quality for long-leg runoff studies. Choose a tabletop to best fit your needs to achieve optimum image resolution.

Its large radiolucent area, motorized actuation of height, and free-float tabletop make it ideal for both pain care and cardiovascular applications. The radiolucent area is free of cross members, allowing full fluoroscopic visualization and unobstructed C-Arm positioning. Functional design provides complete access with reduced radiation exposure to clinicians. Two-inch thick table padding and three adjustable straps with hook and loop fastening assure patient comfort and stability. The contoured tabletop features a face cutout for comfortable prone positioning.

Control made easy

The portable, hand-held controller offers the freedom to adjust height from any point around the table. A push-button release, for the free-float feature, is located at the end of a handgrip.

Specifications and models listed on pages 22-23.

All table options and accessories are featured on pages 20-21.



Shown with Rectangular Tabletop, 058-846-10



NEW Clear Lead™ Personal Mobile Barrier — “hands-on” patient access, radiation protection where needed.
www.biomed.com/personalbarrier

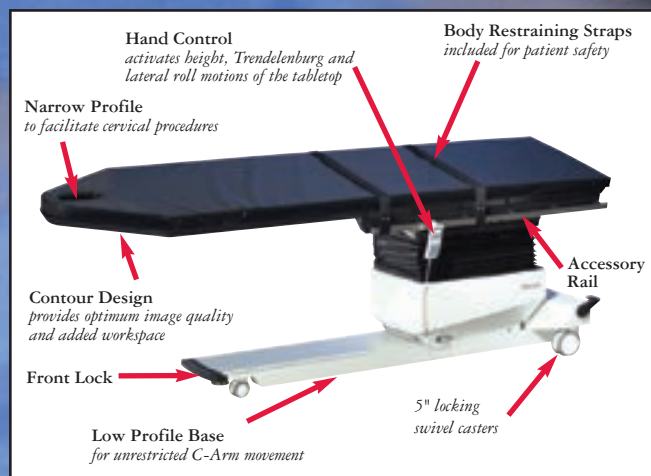
BIODEX

Ideal for pain care applications



Optional Foot Controller is ideal for use when hands are busy with other functions.

Biodex Surgical C-Arm Tables are offered with a choice of tabletop; the standard contoured design, or rectangular design. The contoured top allows ample workspace for anesthesiologists, yet the narrowness required for cervical procedures. The rectangular tabletop offers additional space to allow for superior image quality for long-leg runoff studies. Choose a tabletop to best fit your needs to achieve optimum image resolution.



C-Arm Table - 870

Pain Management Table

Accommodates
BARIATRIC
Patients

Innovative design optimizes patient access, increases imaging resolution and saves space.

- Low attenuation carbon fiber tabletop, with choice of standard contoured or rectangular design
- Contoured tabletop features a face cutout for comfortable prone positioning
- High-speed actuators assure quick positioning for table height adjustments, lateral roll and Trendelenburg motions
- Convenient positioning controllers
- Smooth starts and stops programmed into all motorized movements
- 500-lb patient capacity
- Low profile base for C-Arm clearance
- Accessory rails

The Pain Management C-Arm Table – 870 is designed for imagine-guided procedures where stability, access, and precise, quiet, vibration-free positioning are essential. A cantilevered low attenuation carbon fiber tabletop, with choice of contoured or rectangular design, accommodates portable or ceiling-suspended C-Arms. The standard contoured top allows ample workspace for anesthesiologists, yet the narrowness required for cervical procedures. The rectangular top offers additional space to allow for superior image quality for long-leg runoff studies. Choose a tabletop to best fit your needs to achieve optimum image resolution.

The large radiolucent area is free of cross members, allowing full fluoroscopic visualization and unobstructed C-Arm positioning. Functional design provides complete access with reduced radiation exposure to clinicians. Patient comfort and stability are assured by two-inch thick table padding and three adjustable straps with hook and loop fastening. The contoured tabletop features a face cutout for prone positioning.

Automatic positioning

A portable hand-held or optional foot-operated controller can be positioned for convenient access from any point around the table. Both controllers offer the freedom to adjust height, lateral roll and Trendelenburg motions. The foot operated controller can be used when hands are busy with other functions.

Specifications and models listed on pages 22-23.

All table options and accessories are featured on pages 20-21.

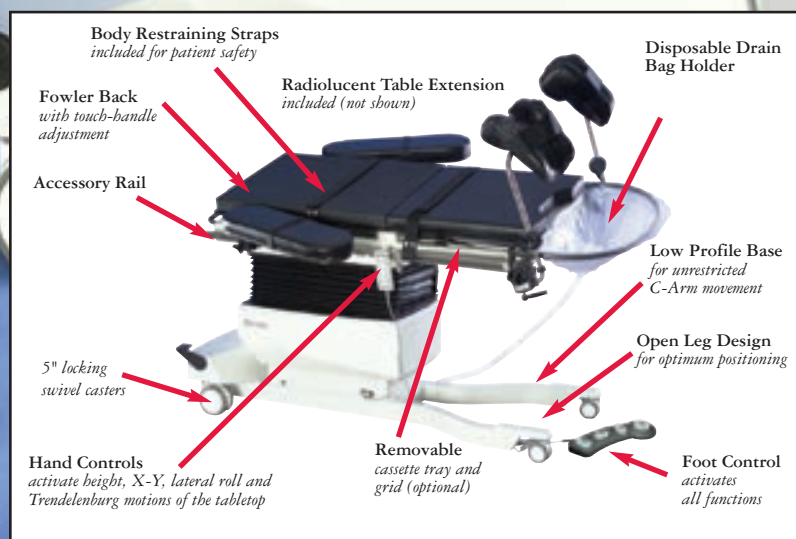

As required by law, all Biodex C-Arm tables are CDRH registered and FDA Device Listed. All motorized tables are ETL product listed to the UL-60601-1 Medical Electrical Equipment Safety Standard.



Shown with Rectangular Tabletop, 058-870-10

BIODEX


Designed for image-guided urologic procedures



www.biodex.com/urologytable

As required by law, all Biodex C-Arm tables are CDRH registered and FDA Device Listed. All motorized tables are ETL product listed to the UL-60601-1 Medical Electrical Equipment Safety Standard.

When stability, access, and precise, quiet, vibration-free positioning are essential



Choose from a stainless steel drain pan with a wire mesh splash screen or a plastic drain-bag holder for disposable drain bag.



Optional removable cassette tray and grid are accessible from either side of the table.



Radiolucent extension converts the Urology Table into a general purpose C-Arm Table.

- Large radiolucent area, 54" x 17.5"
- Fowler positioning (0° to 80°)
- Five-axis motorized tabletop positioning
- Convenient positioning, hand-held and foot-operated controllers
- Smooth starts and stops programmed into all motorized movements
- Low profile base for C-Arm clearance
- Accessory rails
- Both AC and battery power are standard

Designed for image-guided urologic procedures

The Urology C-Arm Table is an ideal choice for image-guided procedures. The narrow Fibersin™ tabletop is cantilevered to accommodate portable or ceiling suspended C-Arms. Radiolucent areas are free of cross members, allowing full fluoroscopic visualization and unobstructed C-Arm positioning. Optional Cassette Tray and X-ray Grid allow for the use of overhead or portable x-ray. Functional design provides complete access while minimizing radiation exposure to clinicians.

Power motions

The Urology C-Arm Table features motorized actuation of height, X-Y, lateral roll and Trendelenburg motions of the tabletop. The hand-held and foot-operated controllers can be positioned for access from any point around the table and ensure quick and safe tabletop positioning during any phase of a procedure. The "Level" feature returns the table to 0° tilt and 0° lateral roll, bringing the table quickly to a level position. Both controllers can be used for motorized X-Y positioning of the tabletop and feature proportional speed control.

More adjustments and features...

The Fowler back adjusts with a simple touch-handle lock/unlock mechanism to an 80° angle with incremental stops at 20°, 30°, 40°, 50°, 60°, 70° and 80°.

The table comes equipped with a lightweight, non-imaging patient transfer extension and a radiolucent extension. The radiolucent extension provides capability for vascular, cardiac and other general C-Arm applications. Select from knee crutches or the PAL stirrups, arm boards or drain systems, the choice is yours... configure to your exact specifications.

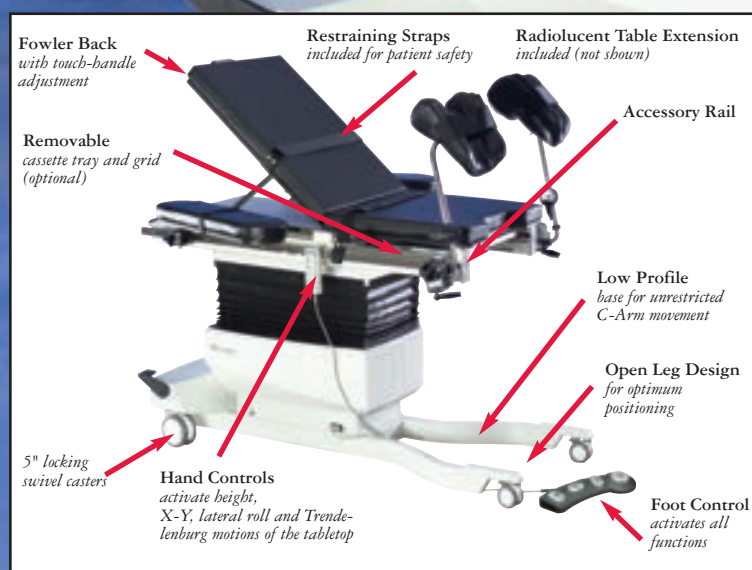
Both AC and battery power are standard. When operating on battery, there are no power cords to catch on feet or block table wheels. Battery charging can be accomplished during off hours by plugging in the AC adapter cord. An optional battery, with separate charging unit, provides continuous cordless operation.

Specifications and models listed on pages 22-23.

All table options and accessories are featured on pages 20-21.

BIODEX

For image-guided ion implantation



As required by law, all Biomed C-Arm tables are CDRH registered and FDA Device Listed. All motorized tables are ETL product listed to the UL-60601-1 Medical Electrical Equipment Safety Standard.

Functional design with complete access and minimal radiation exposure

- Large 54" x 17.5", radiolucent area
- Fowler positioning (0° to 80°)
- Five-axis motorized tabletop positioning
- Convenient positioning, hand-held and foot-operated controllers
- Smooth starts and stops programmed into all motorized movements
- Low profile base for C-Arm clearance
- Accessory rails
- Both AC and battery power are standard



Radiolucent extension converts the Brachytherapy Table into a general purpose C-Arm Table.



Compact and smooth rolling design makes the Brachytherapy Table ideal for swing room use.

Designed and equipped specifically for seed implantation procedures, the Brachytherapy C-Arm Table features a radiolucent extension that provides capability for brachytherapy treatment involving the upper body and general C-Arm applications. Motorized actuation of height, X-Y, lateral roll and Trendelenburg motions of the tabletop, with pre-programmed features, ensure quick and safe tabletop positioning during any phase of a procedure.

The narrow Fibersin™ tabletop of the Brachytherapy C-Arm Table is cantilevered to accommodate portable or ceiling suspended C-Arms. Radiolucent areas are free of cross members, allowing full fluoroscopic visualization and unobstructed C-Arm positioning. Optional Cassette Tray and X-ray Grid allow for use of overhead or portable x-ray. Functional design provides complete access while minimizing radiation exposure to clinicians.

Control made easy

A "Level" feature returns the table to 0° tilt and 0° lateral roll, bringing the table quickly to a level position. The portable hand-held and foot-operated controllers also adjust the table.

More adjustments and features...

The Fowler back adjusts with a touch-handle lock/unlock mechanism to an 80° angle with incremental stops at 20°, 30°, 40°, 50°, 60°, 70° and 80°.

The table comes equipped with a lightweight non-imaging patient transfer extension and a radiolucent extension. The radiolucent extension provides capability for vascular, cardiac, and other general C-Arm applications. A standard OR accessory rail makes stepper positioning quick and easy. Select from knee crutches or the PAL stirrups, standard or Dura Board arm boards—configure the table to your exact specifications.

Both AC and battery power are standard. When operating on battery, there are no power cords to catch on feet or block table wheels. Battery charging can be accomplished during off hours by plugging in the AC power cord. An optional battery with separate charging unit can provide continuous cordless operation.

Specifications and models listed on pages 22-23.

All table options and accessories are featured on pages 20-21.

BIODEX

Designed to function with a 3D C-Arm



As required by law, all Biodex C-Arm tables are CDRH registered and FDA Device Listed. All motorized tables are ETL product listed to the UL-60601-1 Medical Electrical Equipment Safety Standard.

Accommodates
BARIATRIC
Patients

Designed for use with 3D C-arms providing complete access with minimal exposure

- Large radiolucent area, total length 51.5"
- Five axis motorized tabletop positioning
- Low attenuation carbon fiber tabletop
- Convenient positioning, hand-held and foot-operated controllers
- Smooth starts and stops programmed into all motorized movements
- Low profile base for C-Arm clearance
- Exceptional platform for pelvic Brachytherapy and 3D Urology procedures
- Ideal for 3D imaging of breast and thorax
- Accessory rails
- Both AC and battery power are standard

Designed and equipped for use with 3D C-Arm for seed implantation, urology, thoracic/vascular and other general C-Arm applications. The narrow, low-attenuation carbon fiber tabletop is cantilevered to accommodate portable 3D C-Arms. The functional design provides complete access with minimal radiation exposure to clinicians.

Power motions

The table features motorized actuation of height, X-Y, lateral roll and Trendelenburg motions of the tabletop. The hand-held and foot-operated controllers can be positioned for access from any point around the table and ensure quick and safe tabletop positioning during any phase of a procedure. The "Level" feature returns the table to 0° tilt and 0° lateral roll, bringing the table quickly to a level position. Both controllers can be used for motorized X-Y positioning of the tabletop and feature proportional speed control.

More adjustments and features...

The table comes equipped with a lightweight, non-imaging patient transfer extension and a radiolucent extension. A standard OR accessory rail located at the foot end of the table makes stepper positioning quick and easy. Select from knee crutches or the PAL Stirrups, standard or Dura Board arm boards, the choice is yours...configure to your exact specifications.

Both AC and battery power are standard. When operating on battery, there are no power cords to catch on feet or block table wheels. Battery charging can be accomplished during off hours by plugging in the AC adapter cord. An optional battery with separate charging unit can provide continuous cordless operation.

Specifications and models listed on pages 22-23.

All table options and accessories are featured on pages 20-21.




Shown with head and foot extensions - allows patient to be positioned with their head and torso in the imaging area.



Designed to function with a 3D C-Arm.

C-Arm Table

Fixed Height Table



As required by law, all Biodex C-Arm tables are CDRH registered and FDA Device Listed.

Unrestricted head-to-toe C-Arm positioning during image-guided procedures

- Extra-large low-attenuation carbon fiber tabletop
- Unrestricted end-to-end C-Arm positioning
- Four twin-wheel locking casters

Designed for unrestricted head-to-toe C-Arm positioning during image-guided procedures, this unit offers structural stability and manufacturing quality at an affordable price. The extra-large 80" x 24" carbon fiber tabletop has no cross members between the two C-shaped supports at each end of the table. This open side-cantilever design provides unobstructed end-to-end C-Arm placement for full head-to-toe fluoroscopic visualization of any size patient.

Two-inch thick table padding assures patient comfort during lengthy procedures. Adjustable straps with hook and loop fastening are provided for increased patient stability. Twin-wheel locking casters provide smooth transport and secure table positioning.

SPECIFICATIONS:

Dimensions: 82" l x 29.5" w x 35" h (209 x 75 x 89 cm)

Tabletop: 80" l x 24" w (203 x 61 cm)

Radiolucent Area: 75" l x 24" w (191 x 61 cm)

Tabletop Material: Carbon fiber

Mattress: Seamless, 2" thick (5 cm)

Attenuation:

Tabletop: 1 mm Aluminum equivalence

Mattress: .5 mm Aluminum equivalence

Wheels:

Front – 5" (12.7 cm) locking twin-wheel casters

Rear – 3" (7.62 cm) locking twin-wheel casters

Patient Restraints: two body straps

Finish: Powder coat

Patient Capacity: 500 lb (227 kg); weight tested to four times the patient load rating.

Weight: 125 lb (57 kg)

Warranty: Two years parts and labor



056-025 Table, Surgical C-Arm, Fixed Height

Optional:

056-865 Arm Board, Carbon Fiber, one arm

056-866 Arm Board, Carbon Fiber, two arms

058-864 Arm Board, Surgical, Carbon Fiber

058-857 Radiation Shield, Thoracic/AB

Fits all Surgical C-Arm Tables 840, 846, 870 and 056-025 Fixed Height Table.

058-849 Clamp, Accessory, C-Arm Table

www.biodex.com/fixedheighttable



The safer alternative for radiation shielding windows

- Safe, durable, shatter resistant
- Effective radiation protection, 30% lead by weight, with superb light transmission
- Easy and safe to handle, cut and fabricate
- The *clear* choice over lead glass
- Radiation protection with an unobstructed view
- Ease of handling eliminates high construction costs

Clear-Lead is the shatter resistant choice when a large undistorted radiation protection window is necessary. Safe to work with, the window panel can easily be cut with commonly used tools and fit to standard lead-lined window frames. Clear-Lead is a unique, versatile, transparent acrylic plastic containing 30% lead by weight. The windows offer effective radiation protection with superb light transmission. Biodex offers the Clear-Lead Windows in six different thicknesses; the amount of lead equivalent radiation protection is relative to the thickness. Biodex stocks the most popular sizes and thicknesses. Included with each window are comprehensive cutting instructions.

STANDARD SIZES AVAILABLE:

(height x width x thickness x lead equivalence)

Model	
042-569	Window, Clear-Lead 12" x 12" x 12 mm thick, 0.5 mm LE
042-570	Window, Clear-Lead 36" x 48" x 8 mm, 0.3 mm LE
042-571	Window, Clear-Lead 24" x 24" x 12 mm, 0.5 mm LE
042-572	Window, Clear-Lead 48" x 48" x 12 mm, 0.5 mm LE
042-573	Window, Clear-Lead 36" x 72" x 12 mm, 0.5 mm LE
042-574	Window, Clear-Lead, 24" x 24" x 22 mm, 1.0 mm LE
042-575	Window, Clear-Lead 24" x 24" x 35 mm, 1.5 mm LE
042-576	Window, Clear-Lead 24" x 48" x 35 mm, 1.5 mm LE
042-577	Window, Clear-Lead 36" x 48" x 35 mm, 1.5 mm LE
042-578	Window, Clear-Lead 48" x 72" x 35 mm, 1.5 mm LE
042-579	Window, Clear-Lead 36" x 84" x 35 mm, 1.5 mm LE

Call For Quote.

CUSTOM SIZES AVAILABLE:

The windows are also available in custom sizes, with custom fabrications and in additional thicknesses of 18 mm (0.8 mm LE) and 46 mm (2.0 mm LE).

Mobile Barriers

Clear-Lead™



Save Time – new sleek design is easy to clean!

- Meets all infection control criteria
- Sleek design is easy to clean
- Durable and shatter resistant protection
- Effortless maneuverability
- 0.5 mm lead equivalency window
- 0.8 mm lead opaque panel
- Superior stability

Introducing Clear-Lead™ – lead acrylic mobile x-ray barriers, featuring the first design change in thirty years. These barriers are for use around any imaging procedures using ionizing radiation, e.g., fluoroscopy, x-ray, CT, mammography.

The greatest advantage of these barriers over others on the market is the time they save behind the scenes. Their sleek design exposes no hardware, nooks or crannies while the opaque section of the shield is covered with plastic laminate – the result, a smooth, easy-to-clean finish.

Handle-grab edges and large casters make them effortless to maneuver. Clear-Lead™ Mobile Barriers offer large, durable and shatter resistant protection wherever it's needed.

SPECIFICATIONS:

042-580 Clear-Lead Mobile Barrier, Regular Window

Dimensions: 30" w x 75" h (76 x 191 cm)

Window: 30" w x 24" h (76 x 61 cm)

Opaque Panel: 30" w x 48" h (76 x 122 cm)

Shielded Area: 30" w x 72" h (76 x 183 cm)

Shielding:

Window: 0.5 mm lead equivalency

Opaque Panel: 0.8 mm lead

Leg Depth: 10.5" (26.7 cm)

Casters: Four hospital grade; two locking, two non-locking

Weight: 102 lb (46.5 kg)

042-582 Clear-Lead Mobile Barrier, Full Window

Dimensions: 30" w x 75" h (76 x 191 cm)

Window: 30" w x 54.5" h (76 x 138.4 cm)

Opaque Panel: 30" w x 17.5" h x (76 x 44.5 cm)

Shielding Area: 30" w x 72" h (76 x 183 cm)

Shielding:

Window: 0.5 mm lead equivalency

Opaque Panel: 0.8 mm lead

Leg Depth: 10.5" (26.7 cm)

Casters: Four hospital grade; two locking, two non-locking

Weight: 98 lb (44.5 kg)

042-580 Barrier, Clear-Lead, Regular Window
Window size 30" w x 24" h (76 x 61 cm)

042-582 Barrier, Clear-Lead, Full Window
Window size 30" w x 60" h (76 x 152 cm)

www.biodex.com/clear-lead

NEW Personal Mobile Barrier

Clear-Lead™



An adjustable height, lightweight barrier with convenient hour-glass design for hands-on access

The unique hour-glass contour of the **NEW** Personal Mobile Barrier provides “hands-on” patient access while providing radiation protection (0.5 mm LE) where it’s needed.

This versatile, lightweight barrier offers the distinct convenience of height adjustability (10") to protect the user, whether seated or standing. This feature is an essential advantage for all urologists, anesthesiologists, pain-care physicians, x-ray technologists and more.

Constructed of Clear-Lead™ acrylic, the window is anatomically positioned with cutouts for the user’s arms to maintain continuous hands-on contact with the patient while maximizing protection.

Featuring an easy-roll, four-caster base and two grip handles, the lightweight barrier (51 lb) is easy to maneuver, and positions flush to the table for total patient access.

SPECIFICATIONS:

Dimensions:

Overall: 24" w x 72" h (61 x 183 cm)

Height Adjustable: 62" – 72" (157 – 183 cm)

Hour-glass shape window: 24" w x 48" h (61 x 122 cm), cutouts – 4" deep x 10.3" h (10 x 26 cm)

Shielding: Clear-Lead acrylic with 0.5 mm LE

Base: Stable, heavy duty, 4" (10 cm) locking caster base with a 17.4" x 18" (44 x 46 cm) footprint

Weight: 50 lb (22.8. kg)

Maneuverability: Telescoping up/down feature allows 10" (25.4 cm) of height adjustability

042-583

Barrier, Mobile, Clear-Lead™, Hour-Glass Window
For ionizing radiation, 0.5 mm LE Window size 24" w x 48" h
(61 x 122 cm)

Table Accessories

RADIATION

Table Shields



Radiation Table Shields are designed to clamp anywhere along the OR accessory rail to provide radiation protection during C-arm assisted procedures. The set of three panels, each measuring 11" w x 24" l (28 x 61 cm), can be positioned in any configuration that works best for the procedure and/or

personnel. The panels are manufactured with 0.5 mm LE material and covered in easy-to-clean vinyl. Purchasing two sets will provide protection on both sides of the table. The shields accommodate the Biodex Urology and Brachytherapy C-arm Tables.

058-858 Shields, Table, Radiation,
For Urology and Brachytherapy C-Arm Tables

CARBON FIBER

Surgical Arm Board

Perfect for fistula repair procedures and hand/wrist surgery with a C-Arm



Completely radiolucent, the Carbon Fiber Surgical Arm Board allows for C-Arm visualization of the entire arm and into the shoulder. With a wide surface and 2" thick padding, the carbon fiber arm board is designed on an angle to provide more natural positioning. It has a leg that can be adjusted within the same height range as our tables. The carbon fiber is .125" thick and is overlapped instead of woven to minimize attenuation during the imaging process.

SPECIFICATIONS:

Dimensions: 12" w x 28.125 (30.5 x 71.4 cm)

Thickness: 2.25" (5.7 cm)

Height Adjustable: 24.5" to 44.5" (62.2 x 113 cm)

058-864 Arm Board, Surgical, Carbon Fiber
*Fits Surgical C-Arm Tables 840, 846,
Fixed Height and 870 Pain Management Table*

C-ARM

Scatter Radiation Shield



Protect yourself from scatter radiation. Biodex offers maximum protection Scatter Radiation Shields, designed to fit all Biodex C-Arm tables with a contour top. These shields are custom fitted to match the unique contours of the Biodex tabletop. Constructed of 0.5 mm lead equivalent panels, the shields do not impede C-Arm access.

There are two shields available. One is designed to be used at the head end of the table for head and cervical procedures. The other is used at the main section of the table during thoracic or abdominal procedures.

The shields are easy to add or remove as needed. There are no attachment parts necessary, no metal to obscure the image. The shields simply drape over the tabletop, beneath the mattress. Shields are purchased individually and may used in combination for total protection or for select region of interest.

058-856 Radiation Shield, Head/Cervical
*Fits contoured top Surgical C-Arm Tables 840,
846 and 870.*

058-857 Radiation Shield, Thoracic/AB
*Fits Surgical C-Arm Tables 840, 846,
870 and 056-025 Fixed Height Table.*

PEER PERSPECTIVE

UROLOGY TABLE


"In every instance, this table has been up to the task."

"I would highly recommend the Biodex Urology Table to other facilities. We spent a lot of time looking for the best table for our cystoscopy room and all the work that went into making sure we got it right has paid off.

"This table features an abundance of features that make it just right for our facility. It has more ranges of motion than other tables we examined, including lateral tilt. "We use our Biodex Urology Table for a wide array of endoscopic procedures..."

It is also excellent for prostate brachytherapy. In every instance, this table has been up to the task."


*- Robert Marino, M.D., Urologist
Orange Park Medical Center, Chief of Urology
Orange Park, FL*



Read more at www.biodex.com/urologytable

CARBON FIBER

Arm Board



Carbon Fiber Arm Boards are completely radiolucent with no metal parts to obscure the image. They are the perfect accessory for studies when “chasing the bolus” from the injection site is required. The body of the arm board slides

under the table mattress and is held in place by the weight of the patient. Both single and double sided arm boards are available.

SPECIFICATIONS:

Weight:

056-865: 3.1 lb (1.4 kg)

056-866: 4.0 lb (1.8 kg)

056-865 Arm Board, Carbon Fiber, one arm

056-866 Arm Board, Carbon Fiber, two arms

Fits Surgical C-Arm Tables 840, 846,

Fixed Height and 870 Pain Management Table

C-ARM

Table Accessory Clamp



The Biodex C-arm Table Accessory Clamp is designed to mount to all Biodex carbon fiber top C-arm tables. It is used to attach a table accessory, such as arm boards or fistula boards that require standard OR accessory railing. The clamp will accommodate any standard OR locking block, and can be placed anywhere along the length of the table to provide six inches of OR accessory rail.

058-849 Clamp, Accessory, C-Arm Table

Fits Surgical C-Arm Tables 840, 846,

Fixed Height and 870 Pain Management Table

PAL

Stirrups

Simultaneous Lithotomy and Abduction



Power Assisted Leg Support

- Boot Design – reduces pressure under the popliteal fossa and superficial peroneal nerve.
- Floating, Self-Adjusting Boot – minimizes pressure on the calf, when moving the stirrup.
- Lift-Assist – allows easy movement of the leg when placing it in the desired position.
- Twist Release Grip Handle – easy intra-operative adjustment without compromising the sterile field. Simply twist the handle to secure the leg holder in all directions.
- Lithotomy Range – between +84° to -33° lithotomy.
- Abduction Range – between +25° to -9° abduction.
- Lithotomy & Length Indicators – ensures precise positioning.

PAL Stirrups represent the gold standard in lithotomy positioning. They allow for easy adjustment of abduction and lithotomy while maintaining the sterile field. The boot design reduces pressure under the popliteal fossa and the superficial peroneal nerve. The stirrup enables safe and easy positioning while providing enhanced surgical site access.

058-862 Stirrups, PAL with boot pad (pair)

For Urology, Brachytherapy and 3D Imaging Tables

C-ARM

Simplicity Knee Crutch



Provides excellent patient comfort and precise surgical position for short duration procedures.

The optional Knee Crutch set includes a left and right rail clamp and two offset ratchet arms.

Fully adjustable for any position.

Low cost alternative.

056-853 Crutch, Knee, Simplicity (pair)

Fits Urology, Brachytherapy and 3D Imaging Tables.

WHICH TABLE IS RIGHT FOR YOU?

Surgical C-Arm Table - 840

Three-axis motorized positioning plus X-Y free-float



SPECIFICATIONS:

Dimensions: 104" l x 26" w (260 x 66 cm) with OR accessory rails
Tabletop: 101" l x 24" w (252 x 61 cm)
Catheter Tray Extension (removable): 18" l x 24" w (45.7 x 61 cm) non-radiolucent
Radiolucent Area:
51" l x 24" w (128 x 61 cm) unobstructed head to accessory rail
20" l x 17.5" w (50.8 x 44 cm) additional, between accessory rails
Radiolucent Area, Total Length: 71" l (178 cm)
Tabletop Material: Carbon fiber with integral head section
Mattress: Seamless, 2" thick (5 cm)
Attenuation:
Tabletop: .7 mm Aluminum equivalence
Mattress: .5 mm Aluminum equivalence

Motions:

Height Adjustable: 33.5" to 43.5" (84 to 109 cm)
Tabletop X Motion (head-to-toe float): 20" (51 cm)
Tabletop Y Motion (side-to-side float): 10" (25.4 cm)
Trendelenburg: 0° to 20°
Reverse Trendelenburg: 0° to 20°
Lateral Roll: 0° to 20°

Controls:

Hand Control: height, lateral roll and Trendelenburg motions
Foot Control: activates all motions (has release for float)
Push Button: releases X-Y Tabletop motions

Wheels:

Head End – 3" (7.62 cm) swivel casters, integral locking system on base
Foot End – 5" (12.7 cm) swivel casters with central locking
Accessory Rails: Standard OR accessory rails 49.5" x 1.12" x .375" (124 x 2.86 x .95 cm) mounted near foot end of table
Patient Restraints: Three body straps
Finish: Powder coat
Patient Capacity: 500 lb (227 kg); weight tested to four times the patient load rating.
Lift Capacity: May vary between 460 lb - 500 lb (209 - 227 kg) based on line voltage
Power: 115 VAC or 230 VAC and Battery. Battery automatically charges when table is plugged in. An additional battery can be charged with optional wall-mounted charger.
Standard Accessory:
– Catheter Tray Extension (removable)
Warranty: **Two years parts and labor**
Certifications: ETL and cETL Listed to UL-60601-1®, CAN/CSA® C22.2 No.: 601-1-M90, EN 60601-1 and IEC 60601-1-2, CE MARKED


058-840 Table, Surgical C-Arm, Contour, 115V
058-840-10 Table, Surgical C-Arm, Rectangle, 115V
058-845 Table, Surgical C-Arm, Contour, 230V
058-845-10 Table, Surgical C-Arm, Rectangle, 230V

Optional:

058-864 Arm Board, Surgical, Carbon Fiber
056-866 Arm Board, Carbon Fiber, two arms
056-865 Arm Board, Carbon Fiber, one arm
056-850 IV Pole, Rail Mounted
058-849 Clamp, Accessory, C-Arm Table
058-856 Radiation Shield, Head/Cervical
058-857 Radiation Shield, Thoracic/AB
056-862 Battery and Charging Unit, 115 VAC
056-863 Battery and Charging Unit, 230 VAC
056-802 Bellows Skirt, disposable plastic, 250/roll

Surgical C-Arm Table - 846

Affordably priced float-top table



SPECIFICATIONS:

Dimensions: 104" l x 26" w (260 x 66 cm) with OR accessory rails
Tabletop: 101" l x 24" w (252 x 61 cm)
Radiolucent Area:
51" l x 24" w (128 x 61 cm) unobstructed head to accessory rail
20" l x 17.5" w (50.8 x 44 cm) additional, between accessory rails
Radiolucent Area, Total Length: 71" l (178 cm)
Tabletop Material: Carbon Fiber with integral head section
Mattress: Seamless, 2" thick (5 cm)
Attenuation:
Tabletop: .7 mm Aluminum equivalence
Mattress: .5 mm Aluminum equivalence

Motions:

Height: Adjustable from 33.5" to 43.5" (84 to 109 cm)
Tabletop X Motion (head-to-toe float): 20" (51 cm)
Tabletop Y Motion (side-to-side float): 10" (25.4 cm)

Controls:

Hand Control: activates height
Push Button: releases X-Y Tabletop motions

Wheels:

Head End – 3" (7.62 cm) swivel casters, integral locking system on base
Foot End – 5" (12.7 cm) swivel casters with central locking
Accessory Rails: Standard OR accessory rails 49.5" x 1.12" x .375" (124 x 2.86 x .95 cm) mounted near foot end of table
Patient Restraints: Three body straps
Patient Capacity: 500 lb (227 kg); weight tested to four times the patient load rating.
Lift Capacity: May vary between 460 lb - 500 lb (209 - 227 kg) based on line voltage
Power: 115 VAC or 230 VAC
Warranty: **Two years parts and labor**
Certifications: ETL and cETL Listed to UL-60601-1®, CAN/CSA® C22.2 No.: 601-1-M90 and EN 60601-1, CE MARKED


058-846 Table, Surgical C-Arm, Contour, 115V
058-846-10 Table, Surgical C-Arm, Rectangle, 115V
058-847 Table, Surgical C-Arm, Contour, 230V
058-847-10 Table, Surgical C-Arm, Rectangle, 230V

Optional:

058-848 Catheter Tray Extension (removable)
058-864 Arm Board, Surgical, Carbon Fiber
056-866 Arm Board, Carbon Fiber, two arms
056-865 Arm Board, Carbon Fiber, one arm
056-850 IV Pole, Rail Mounted
058-849 Clamp, Accessory, C-Arm Table
058-856 Radiation Shield, Head/Cervical
058-857 Radiation Shield, Thoracic/AB

Pain Management C-Arm Table - 870

Ideal for pain care applications



SPECIFICATIONS:

Dimensions: 93" l x 26" w (233 x 66 cm) with OR accessory rails
Tabletop: 90" l x 24" w (228.6 x 61 cm)
Radiolucent Area:
60" l x 24" w (152.4 x 61 cm) unobstructed head to accessory rail
4" l x 17.5" w (10.1 x 44 cm) additional, between accessory rails
Radiolucent Area, Total Length: 64" l (160 cm)
Tabletop Material: Carbon fiber with integral head section
Mattress: Seamless, 2" thick (5 cm)
Attenuation:
Tabletop: .7 mm Aluminum equivalence
Mattress: .5 mm Aluminum equivalence

Motions:

Height Adjustable: 30" to 40" (75 to 100 cm)
Trendelenburg: 0° to 20°
Reverse Trendelenburg: 0° to 20°
Lateral Roll: 0° to 20°

Controls:

Hand Control: activates height, lateral roll and Trendelenburg motions
Foot Control (optional): activates height, lateral roll and Trendelenburg motions

Wheels:

Head End – 3" (7.62 cm) swivel casters, integral locking system on base
Foot End – 5" (12.7 cm) swivel casters with central locking
Accessory Rails: Standard OR accessory rails 30" x 1.12" x .375" (75 x 2.86 x .95 cm) mounted near foot end of table
Patient Restraints: Three body straps
Finish: Powder coat
Patient Capacity: 500 lb (227 kg); weight tested to four times the patient load rating.
Lift Capacity: May vary between 460 lb - 500 lb (209 - 227 kg) based on line voltage
Power: 115 VAC or 230 VAC
Warranty: **Two years parts and labor**
Certifications: ETL and cETL Listed to UL-60601-1®, CAN/CSA® C22.2 No.: 601-1-M90, EN 60601-1 and IEC 60601-1-2, CE MARKED

058-870 Table, Surgical C-Arm, Contour, 115V
058-870-10 Table, Surgical C-Arm, Rectangle, 115V
058-875 Table, Surgical C-Arm, Contour, 230V
058-875-10 Table, Surgical C-Arm, Rectangle, 230V

Optional:

058-877 Controller, Foot
058-864 Arm Board, Surgical, Carbon Fiber
056-866 Arm Board, Carbon Fiber, two arms
056-865 Arm Board, Carbon Fiber, one arm
056-850 IV Pole, Rail Mounted
058-849 Clamp, Accessory, C-Arm Table
058-856 Radiation Shield, Head/Cervical
058-857 Radiation Shield, Thoracic/AB

Urology C-Arm Table - 800

Configure to your exact specifications



SPECIFICATIONS:

Dimensions: 84.5" l x 25.5" w (214.6 x 64.8 cm) with OR accessory rails
Tabletop: 53" l x 21" w (134.6 x 53.3 cm); 84" l (213.4 cm) with extension
Lightweight Extension (for patient transfer only, not for imaging): 26.5" l x 21" w (67.3 x 53.3 cm)
Radiolucent Extension: 31" l x 25.5" w (78.7 x 64.8 cm) with OR accessory rails
Radiolucent Area: 54" l x 17.5" w (137.2 x 44.5 cm)
Tabletop Material: Three Fibersin™ sections – each with individual 2" mattress
Table Sections: Four Sections: Adjustable Fowler back 0° to 80°; abdominal section with cutout; radiolucent removable extension and a lightweight non-imaging transfer extension for transferring patients on/off the table
Mattress: Individual, seamless, 2" thick (5 cm), one for each section

Motions:

Height Adjustable: 34" to 43.5" (86.4 to 110.5 cm)
Tabletop X Motion (head-to-toe): 20" (51 cm)
Tabletop Y Motion (side-to-side): 10" (25.4 cm)
Trendelenburg: 0° to 20°
Reverse Trendelenburg: 0° to 20°
Lateral Roll: 0° to 20°
Fowler Back: Adjusts from 0° to 80° with touch handle lock/unlock

Controls:

Hand Control: activates all motions
Foot Control: activates all motions

Optional:

X-Ray Film Tray: Removable film cassette tray for 14" x 17" film with cassette mask for 10" x 12" film. Film cassette tray can be removed from either side of the table.
X-Ray Grid: Removable X-Ray grid, 103 line, 8:1 ratio

Wheels:

Foot End – 3" (7.62 cm) locking swivel casters
Head End – 5" (12.7 cm) swivel casters with central locking

Accessory Rails: Standard OR accessory rails 1.125" x .375" (2.86 x .95 cm) on table (rails also on table imaging extension)

Patient Restraints: Two body straps, two ankle straps

Finish: Powder coat

Patient Capacity:

In urologic position: 500 lb (227 kg)
In use with radiolucent extension: 400 lb (181.4)
Weight tested to four times the patient load rating.

Power: 115 VAC or 230 VAC and Battery. Battery automatically charges when table is plugged in. An additional battery can be charged with optional wall-mounted charger.

Warranty: **Two years parts and labor**

Certifications: ETL and cETL listed to UL-60601-1, CAN/CSA@ C22.2

No.: 601-1-M90, EN 60601-1 and IEC- 60601-1-2:2001-09, CE MARKED

058-800 Table, Urology C-Arm - 800, 115 VAC
058-805 Table, Urology C-Arm - 800, 230 VAC

Optional:

058-862 Stirrups, PAL with boot pad (pair)
056-853 Crutch, Knee, Simplicity, (pair)
056-851 Drain Bag Frame
058-860 Drain Pan, Stainless Steel
058-863 Arm Board, Dura Board with pad (pair)
058-865 Arm Board, Standard (pair)
056-463 Grid, X-ray
058-866 Cassette Tray, 11" x 14"
056-850 IV Pole, rail mounted
056-862 Battery and Wall Charging Unit, 115 VAC
056-863 Battery and Wall Charging Unit, 230 VAC
056-802 Bellows Skirt, disposable plastic, 250/roll
058-858 Shields, Table, Radiation, 3/pkg

Brachytherapy C-Arm Table - 810

For image-guided seed implantation



SPECIFICATIONS:

Dimensions: 84.5" l x 25.5" w (214.6 x 64.8 cm) with OR accessory rails
Tabletop: 53" l x 21" w (134.6 x 53.3 cm); 84" l (213.4 cm) with extension
Lightweight Extension (For patient transfer only, not for imaging.): 26.5" l x 21" w (67.3 x 53.3 cm)
Radiolucent Extension: 31" l x 25.5" w (78.7 x 64.8 cm) with OR accessory rails
Radiolucent Area: 54" l x 17.5" w (137.2 x 44.5 cm)
Tabletop Material: Three Fibersin™ sections – each with individual 2" mattress
Table Sections: Four Sections: Adjustable Fowler back 0° to 80°; abdominal section with cutout; radiolucent removable extension and a lightweight non-imaging transfer extension for transferring patients on/off the table
Mattress: Individual, seamless, 2" thick (5 cm), one for each section

Motions:

Height Adjustable: 34" to 43.5" (86.4 to 110.5 cm)
Tabletop X Motion (head-to-toe): 20" (51 cm)
Tabletop Y Motion (side-to-side): 10" (25.4 cm)
Trendelenburg: 0° to 20°
Reverse Trendelenburg: 0° to 20°
Lateral Roll: 0° to 20°
Fowler Back: Adjusts from 0° to 80° with touch handle lock/unlock

Controls:

Hand Control: activates all motions
Foot Control: activates all motions

Optional:

X-Ray Film Tray: Removable film cassette tray for 14" x 17" film with cassette mask for 10" x 12" film. Film cassette tray can be removed from either side of the table.
X-Ray Grid: Removable X-Ray grid, 103 line, 8:1 ratio

Wheels:

Foot End – 3" (7.62 cm) locking swivel casters
Head End – 5" (12.7 cm) swivel casters with central locking

Accessory Rails: Standard OR accessory rails 1.125" x .375" (2.86 x .95 cm) on table (rails also on table imaging extension)

Patient Restraints: Two body straps, two ankle straps

Finish: Powder coat

Patient Capacity:

In urologic position: 500 lb (227 kg)
In use with radiolucent extension: 400 lb (181.4)
Weight tested to four times the patient load rating.

Power: 115 VAC or 230 VAC and Battery. Battery automatically charges when table is plugged in. An additional battery can be charged with optional wall-mounted charger.

Warranty: **Two years parts and labor**

Certifications: ETL and cETL listed to UL-60601-1, CAN/CSA@ C22.2

No.: 601-1-M90, EN 60601-1 and IEC- 60601-1-2:2001-09, CE MARKED

058-810 Table, Brachytherapy - 810, 115 VAC
058-815 Table, Brachytherapy - 810, 230 VAC

Optional:

058-862 Stirrups, PAL with boot pad (pair)
056-853 Crutch, Knee, Simplicity, (pair)
058-863 Arm Board, Dura Board with pad (pair)
058-865 Arm Board, Standard (pair)
056-463 Grid, X-ray
058-866 Cassette Tray, 11" x 14"
056-850 IV Pole, rail mounted
056-862 Battery and Wall Charging Unit, 115 VAC
056-863 Battery and Wall Charging Unit, 230 VAC
056-802 Bellows Skirt, disposable plastic, 250/roll
058-858 Shields, Table, Radiation, 3/pkg

3D Imaging C-Arm Table - 820

Designed to function with a 3D C-Arm



SPECIFICATIONS:

Dimensions: 103.75" l x 26" w (264 x 66 cm) with OR accessory rails
Tabletop: 103.75" l x 24" w (264 x 61 cm) includes head and leg extension
Radiolucent Area:
3D Imaging Area: 22.5" l x 24" w (57.1 x 61 cm)
Radiolucent Extension (Fibersin™, non-3D): 29" l x 22.5" w (73.6 x 57.1 cm)
Total Radiolucent Area (Combined): 51.5" l (131 cm)
Head-End Extension (non viewable): 18.2" l x 24" w (46 x 51 cm)
Base Clearance to Floor: 1.5" h (4 cm)
Tabletop Material: Carbon fiber
Mattress: Vinyl covered, seamless, 2" thick (5 cm)

Motions:

Height Adjustable: 34" h to 44" h (86 to 112 cm)
Tabletop X Motion (head to toe): 10" (25 cm)
Tabletop Y Motion (side to side): 10" (25 cm)
Trendelenburg: 0° to 20°
Reverse Trendelenburg: 0° to 20°
Lateral Roll: 0° to 20°

Controls:

Hand Control: activates all motions
Foot Control: activates all motions

Wheels:

Head End: 3" (7.6 cm) swivel casters, integral locking system on base
Foot End: 5" (12.7 cm) swivel casters with central locking
Accessory Rails: Standard OR accessory rails, 1.125" x .375" (2.86 x .95 cm). Head-End 30" l (75 cm); Foot-End 7.75" l (20 cm)
Patient Capacity: 500 lb (227 kg); weight tested to four times the patient load rating.
Power: 115 VAC or 230 VAC and Battery. Battery automatically charges when table is plugged in. An additional battery can be charged with optional wall-mounted charger.
Weight: 542 lb (246 kg)
Shipping Weight: 684 lb (310 kg)
Warranty: **Two years parts and labor**
Certifications: ETL and cETL listed to UL-60601-1, CAN/CSA@ C22.2
No.: 601-1-M90, EN 60601-1 and IEC- 60601-1-2:2001-09, CE MARKED

058-820 Table, 3D Imaging C-Arm, 115 VAC
058-825 Table, 3D Imaging C-Arm, 230 VAC

Optional:

058-862 Stirrups, PAL with boot pad (pair)
056-853 Crutch, Knee, Simplicity (pair)
056-851 Drain Bag Frame
058-863 Arm Board, Dura Board with pad (pair)
058-865 Arm Board, Standard (pair)
056-850 IV Pole, rail mounted
056-862 Battery and Wall Charging Unit, 115 V
056-863 Battery and Wall Charging Unit, 230V
056-802 Bellows Skirt, disposable plastic, 250/roll
058-858 Shields, Table, Radiation, 3/pkg

BIODEX

Biodex Medical Systems, Inc.
20 Ramsey Road, Shirley, New York, 11967-4704

CHANGE SERVICE REQUESTED

**SUBSCRIBE to
BIODEX**

- NEWSLETTERS
- BLOGS
- EMAIL

www.biodex.com/eregister



Follow Biodex-Medical Imaging

Let's get a discussion going...



FN: 15-051 2/15

CLEAR-LEADTM

MOBILE BARRIERS AND WINDOWS

Ionizing Radiation Protection



The unique hour-glass contour of the
NEW PERSONAL MOBILE BARRIER
provides "hands-on" patient access



CLEAR-LEADTM MOBILE BARRIERS
Offer large, durable and shatter resistant
protection wherever it's needed.



CLEAR-LEADTM WINDOWS
The safer alternative for radiation
shielding windows

"The Clear Choice Over Lead Glass"